

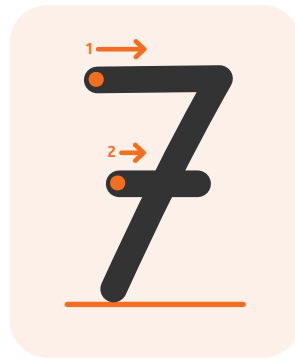
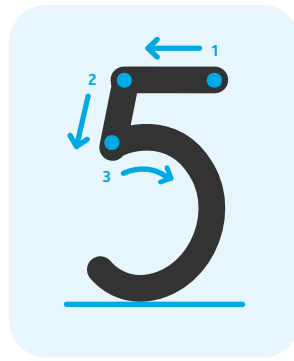
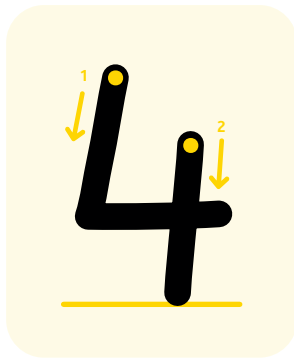





**Aprende a  
escribir los  
números**

Este cuaderno de trabajo también puede ser utilizado por zurdos, cuyo movimiento natural de trazo de números suele ir de derecha a izquierda, al contrario que el de los diestros. Por este motivo, se han incluido alternativas a la escritura de los números 0 y 8, indicando con flechas dos opciones de dirección de escritura, ya que son números que los zurdos tienden a escribir de derecha a izquierda.












No obstante, se aconseja que la orientación recomendada en el cuaderno se modifique o adapte a las necesidades de cada alumno o alumna, sean o no zurdos.












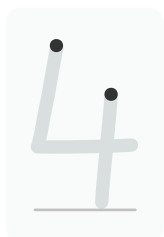


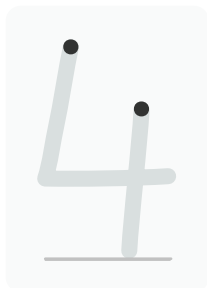
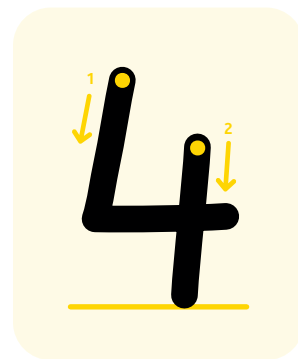


































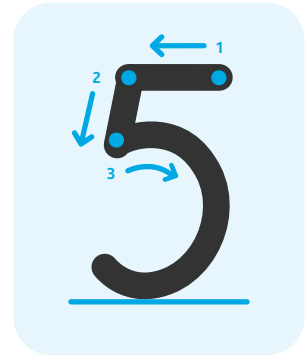
Escribe el  
número 3



Escribe el  
número 4



















Escribe el  
número 5



















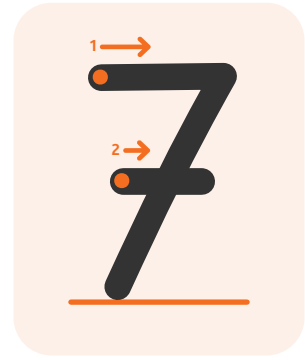



















Escribe el  
número 6



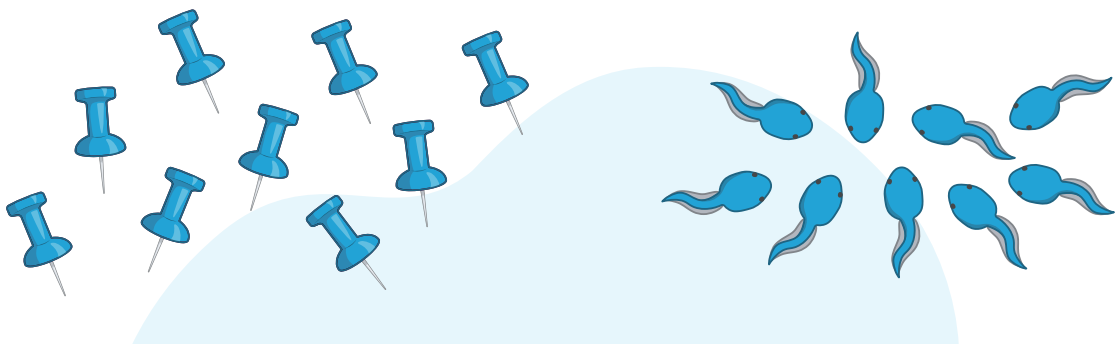


Escribe el  
número 7


















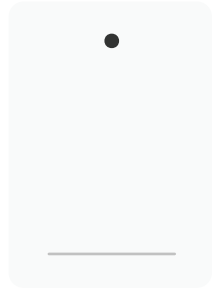
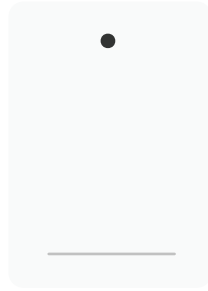
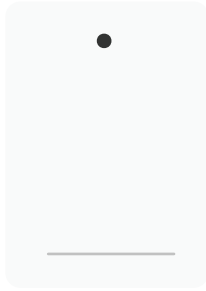




Escribe el  
**número 8**



Escribe el  
número 9





Escribe el  
número 0



Escribe los números  
**1, 2, 3, 4 y 5**

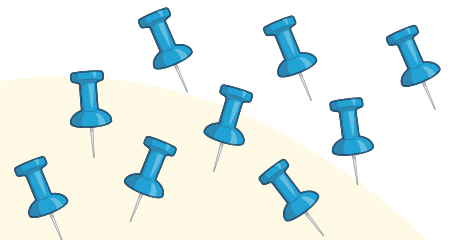

1	.	.	.	.	.	.	.	.	.	.	.	.	.	.	.
1	.	.	.	.	.	.	.	.	.	.	.	.	.	.	.
2	.	.	.	.	.	.	.	.	.	.	.	.	.	.	.
2	.	.	.	.	.	.	.	.	.	.	.	.	.	.	.
3	.	.	.	.	.	.	.	.	.	.	.	.	.	.	.
3	.	.	.	.	.	.	.	.	.	.	.	.	.	.	.
4	.	.	.	.	.	.	.	.	.	.	.	.	.	.	.
4	.	.	.	.	.	.	.	.	.	.	.	.	.	.	.
5	.	.	.	.	.	.	.	.	.	.	.	.	.	.	.
5	.	.	.	.	.	.	.	.	.	.	.	.	.	.	.



Escribe los números

**6, 7, 8, 9 y 0**

6	•	•	•	•	•	•	•	•	•	•	•	•	•	•	•
6	•	•	•	•	•	•	•	•	•	•	•	•	•	•	•
7	•	•	•	•	•	•	•	•	•	•	•	•	•	•	•
7	•	•	•	•	•	•	•	•	•	•	•	•	•	•	•
8	•	•	•	•	•	•	•	•	•	•	•	•	•	•	•
8	•	•	•	•	•	•	•	•	•	•	•	•	•	•	•
9	•	•	•	•	•	•	•	•	•	•	•	•	•	•	•
9	•	•	•	•	•	•	•	•	•	•	•	•	•	•	•
0	•	•	•	•	•	•	•	•	•	•	•	•	•	•	•
0	•	•	•	•	•	•	•	•	•	•	•	•	•	•	•



Escribe

# Todos los números

1 2 3 4 5 6 7 8 9 0

— — — — — — — — — —

— — — — — — — — — —

1 2 3 4 5 6 7 8 9 0

— — — — — — — — — —

— — — — — — — — — —

1 2 3 4 5 6 7 8 9 0

— — — — — — — — — —

— — — — — — — — — —

1 2 3 4 5 6 7 8 9 0

— — — — — — — — — —

— — — — — — — — — —





Practica

# Completa las líneas

1 1

2 2

3 3

4 4

5 5

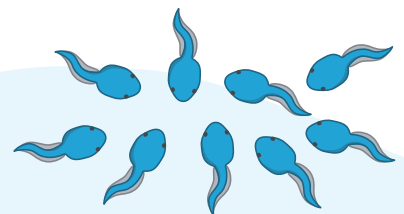

6 6

7 7

8 8

9 9

0 0



**snappet**

91 489 66 94  
soporte@snappet.org  
[es.snappet.org](https://es.snappet.org)